


# Phrases used in a Korean classroom

modu korean



## EASY SENTENCES

**Hello~!**

안녕하세요~

**It's not.**

아니예요.

**Goodbye~**

안녕히 가세요~

**That's right!**

맞아요!

**Perfect**

완벽해요!

**Think again**

다시 생각하세요~

**Well done!**

잘 하셨어요!

**Do it again**

다시 하세요~

**Good! Sounds good!**

좋아요!

**See/meet you next week!**

다음주에 만나요~  
다음주에 봐요~

**Did you do your homework?**

숙제 하셨어요?  
숙제 했어요.  
숙제 안 했어요.

**Do you remember?**

기억 나세요?  
기억나요.  
기억 안 나요.

**What is \_\_\_\_\_?**


\_\_\_\_\_ 뭐예요?

**How do you read it?**

어떻게 읽어요?

# Phrases used in a Korean classroom

modu korean



## MORE ADVANCED

Easy, right?

쉽죠?

What do you think?

어떻게 생각하세요?

Got it?

아셨죠?

How was today's lesson?

오늘 수업 어떠셨어요?

Let's do the next sentence~

다음 문장 합시다~

What does it mean?

무슨 뜻이에요?

Good question!

좋은 질문이에요!

I'm not sure..

잘 모르겠어요...

Perfect sentence!

완벽한 문장이에요!

How do you do this sentence?

이 문장 어떻게 해요?

Do you have any questions?

질문 있으세요?

질문 있어요.

질문 없어요.

Did you understand?


이해하셨어요?

이해했어요.

이해 못 했어요.

# Phrases used in a Korean classroom

modu korean




## EXTRAS

A large rectangular area with a dark blue border, containing ten horizontal pink stripes. This area is intended for writing additional phrases or notes.

# Phrases used in a Korean classroom

modu korean



## EXTRAS

A series of ten horizontal pink bars, each followed by a white space, providing a template for writing additional phrases or notes.